



Trilogy[®] Acetabular System

Surgical Technique



Versatility in a proven design



**Trilogy Acetabular System
Surgical Technique****Table of Contents**

Acetabular Reaming	2
Component Sizing	2
Positioner Assembly	3
Positioning and Alignment	3
Implant Orientation	4
Implant Insertion	4
Screw Insertion	5
Liner Positioning	5
Liner Insertion	6
Locking Ring Replacement (if required)	6
Final Reduction	7
Ordering Information	8

Acetabular Reaming

Use reamer to prepare acetabular implant site. Hold reamer steady and apply pressure in the same direction that the prosthesis will be implanted.



Component Sizing

Surgical judgment is used to assess proper fit for press-fitting to avoid fracturing the acetabulum. Assess bone quality and determine appropriate implant size and type. Place Provisional Shell into the prepared acetabulum using the positioner to check the sizing. Do not impact the provisional. The provisional shell should protrude above the periphery of the acetabulum. Another method is to measure the “gap” through the polar hole of the provisional at the dome. The Provisional Liner can be inserted to perform a trial reduction.

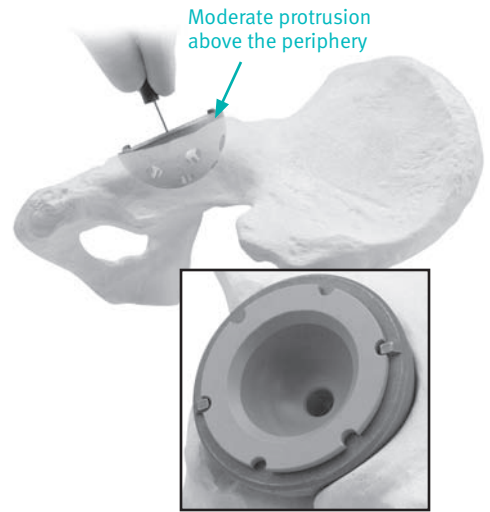
Note: Careful assessment of this step is necessary, especially when using the non-holed, uni-holed, or spiked cup.



Optional MIS Offset Reamer Handle
00-7804-080-00

Warning: The *Trilogy* Acetabular Cup is a full hemisphere, and adequate bone stock is necessary for a press-fit application.

Note: A cup sized 2mm over the reamed preparation (size of last reamer shell used) will provide a 2mm press-fit.



Provisional Liner and Shell

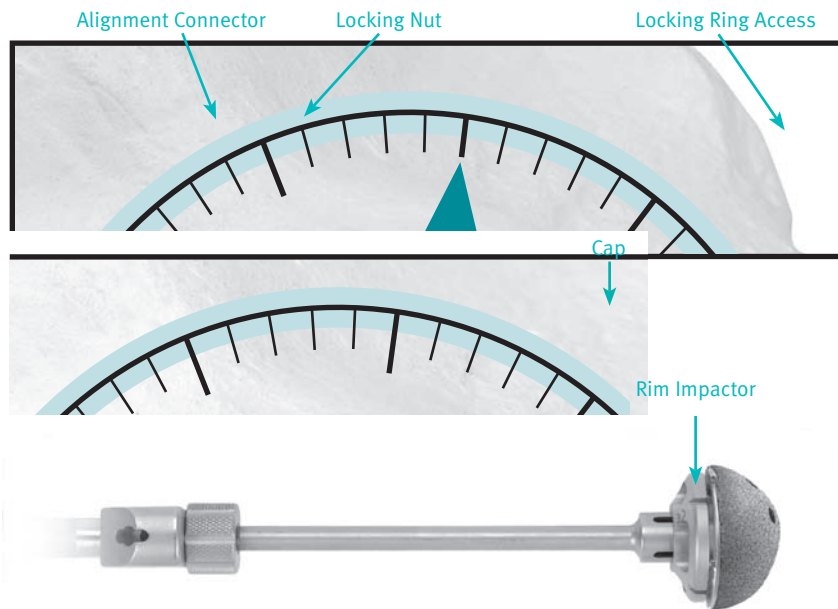
Warning: Do not impact onto the provisional liner as damage to the liner may occur.

Positioner Assembly

Thread the implant onto the positioner securely. Position alignment connector as shown. Alignment connector should be in line with locking ring access. Impact alignment connector to engage onto the taper. Tighten Locking Nut. Impaction will be applied primarily to the dome of the implant.

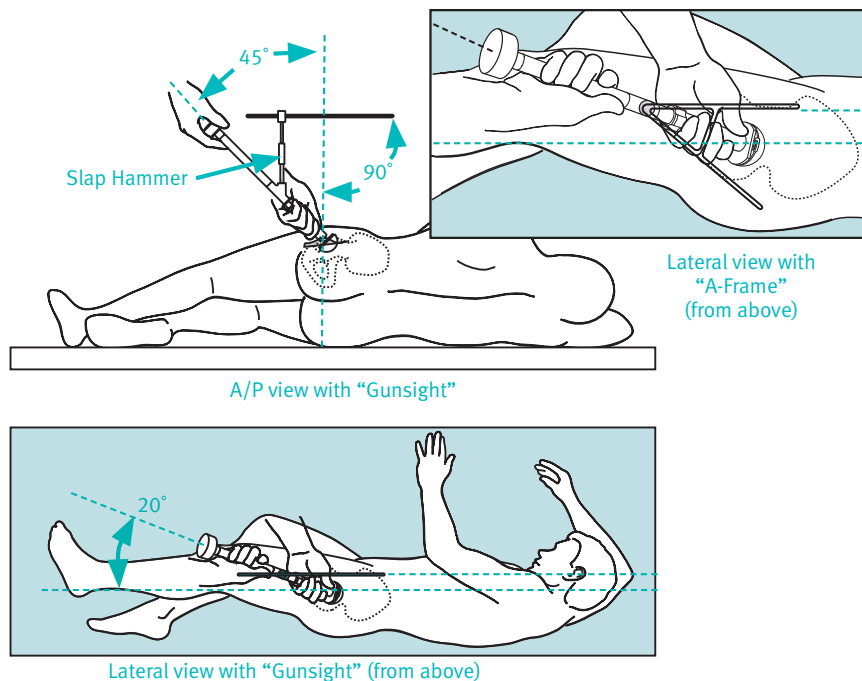
Alternatively: The Rim Impactor can be utilized. Remove the cap from the Cup Positioner and replace with the Rim Impactor. The Rim Impactor size should correspond with the implant size selected. The implant should be threaded onto the positioner securely. Impaction will be applied primarily to the rim of the implant.

Warning: Use caution to avoid impacting the anti-rotational tabs on the rim of the implant.



Positioning and Alignment

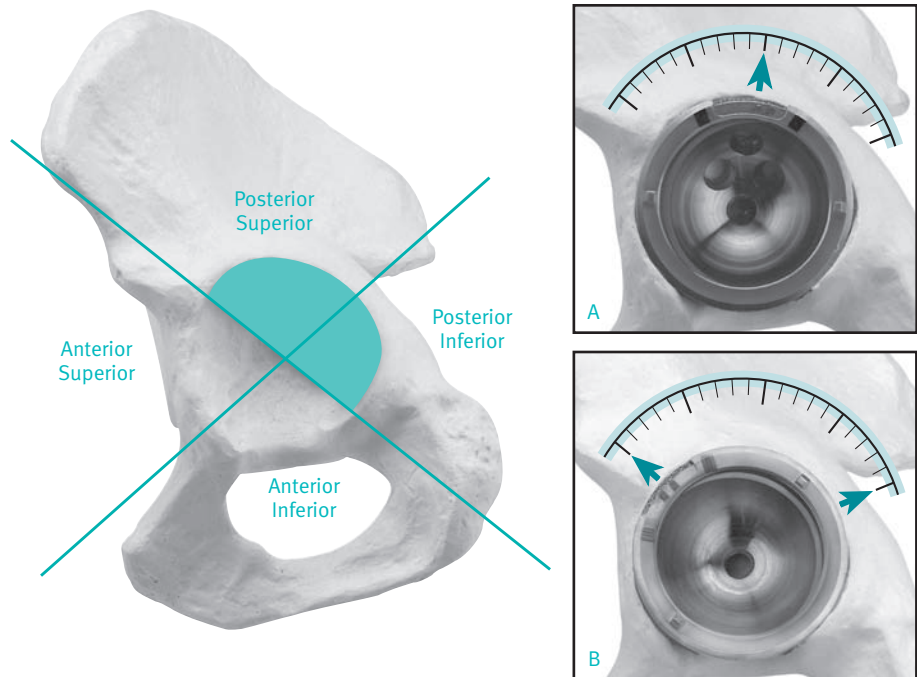
Ensure the patient is in the correct position. With the final prosthesis connected to Acetabular Cup Impactor-Positioner, insert shell into prepared site. Keep slap hammer portion of positioner vertical, and “A-Frame” or “Gunsight” extension parallel with patient’s body to achieve 45 degrees abduction and 20 degrees forward flexion.



Implant Orientation

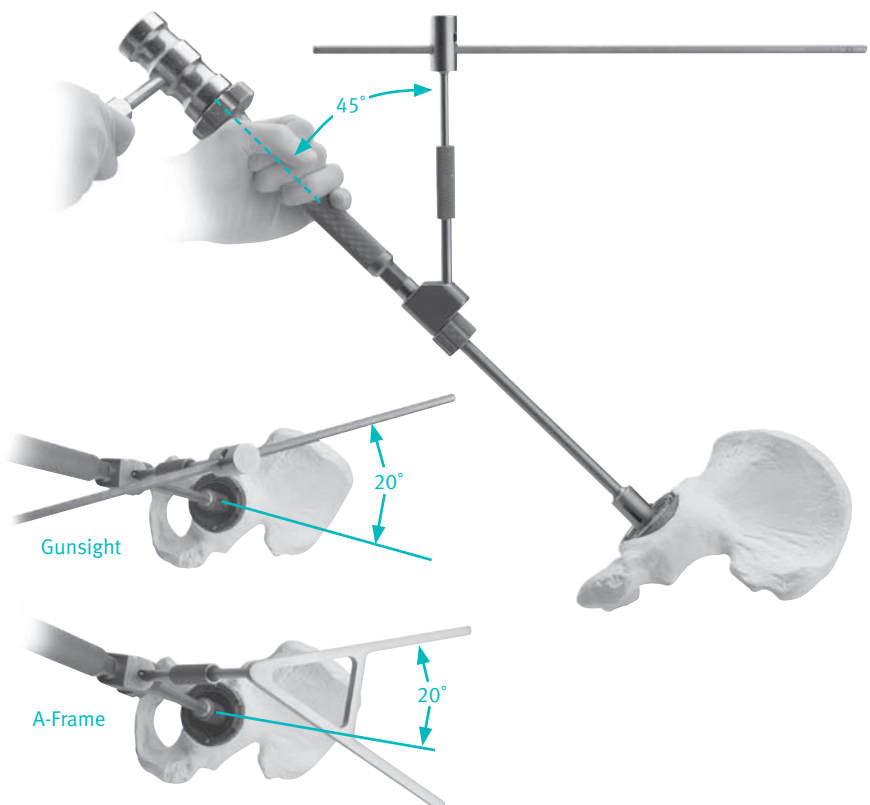
Neurologic and vascular injury can be minimized if the posterior quadrants are used for trans-acetabular screw placement.* The cluster-holed shell (A) should be positioned to allow screw placement in the posterior superior and/or posterior inferior quadrants of the acetabulum. If the spiked shell (B) is selected, the general position of the locking ring will be 10 o'clock or 2 o'clock. To ensure avoidance of the anterior inferior acetabulum, place the anterior spike in the pubic area.

* Wasielewski RC, Cooperstein LA, Kruger MP, Rubash HE. Acetabular anatomy and the transacetabular fixation of screws in total hip arthroplasty. *J Bone Joint Surg.* 1990;72-A,4,501-508.



Implant Insertion

The “Gunsight” or “A-Frame” Alignment Guides can be used to aid in cup positioning. Use short strikes with a small mallet to impact cup. The impact required to safely seat the implant is dictated by the bone quality. Due to impaction, it may be necessary to periodically re-tighten the collet or locking nut. Remove “A-Frame” or “Gunsight” device during continued impaction. Use screw holes, or the positioner hole on the spiked shell, to determine if the shell is fully seated.

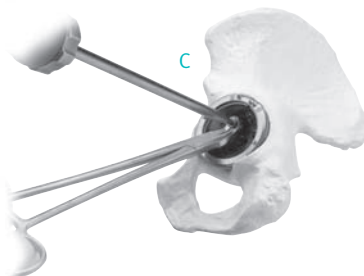
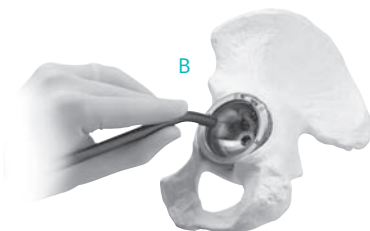
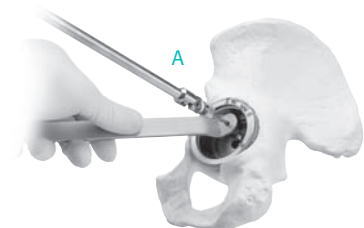


Optional Offset Shell Inserters
00-7804-025-20

Screw Insertion


If screw placement is desired, drill a pilot hole by placing the drill through the Drill Guide in the desired screw hole (A). Measure the hole's depth with the Depth Gauge (B). Select the appropriate length screw and insert it in the hole with the Screwdriver (C). Place additional screws as necessary.

Warning: Avoid screw placement through the shell into the anterior inferior quadrant of the acetabulum to prevent injury to the neuro-vascular structures.

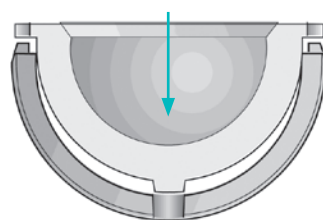


Liner Positioning

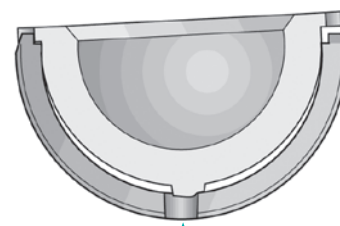
Insert provisional liner into prosthesis to determine appropriate liner elevation. The anti-rotational slots on the trial liner should line up with the two anti-rotational tabs and black etch marks located on the rim of the shell. **Clear all soft tissue** from around the perimeter of the shell and assess visualization. It may be necessary to adjust retractors to optimize easy insertion of the prosthetic liner. To achieve complete congruency, dry inner shell thoroughly. Insert the final poly liner with liner positioner, or by hand. Align with anti-rotational tabs. Ensure that both tabs are engaged with prosthesis liner slots.



Anti-rotational tab and slot misaligned



Correct vertical alignment



Shell and polar boss misaligned

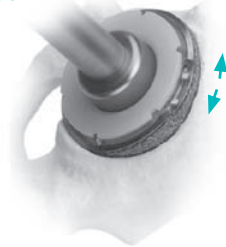
Liner Insertion

Push the liner into the shell. Impaction may be necessary to fully engage liner into shell. Watch for the locking tabs to open and then close together. There will be a 2mm to 3mm gap between the locking ring tabs. The prosthetic liner is fully seated when the locking ring tabs can be moved from side-to-side with a probe. The ring serves to lock the liner in place. It must float freely inside the shell to function properly.

A
Before Insertion



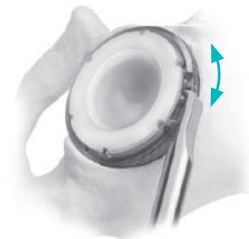
B
Insertion



C
Locked



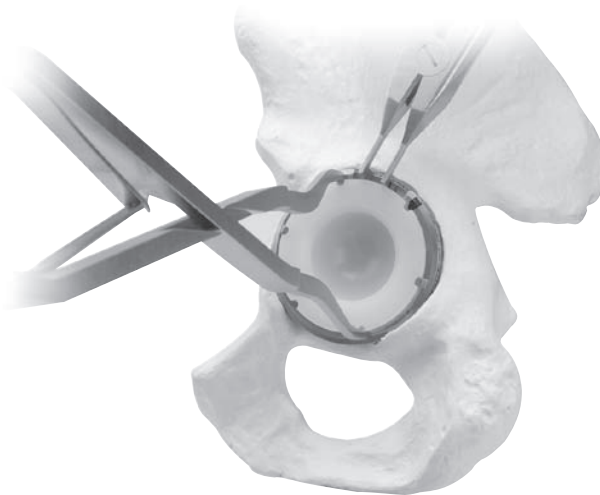
D
Fully Seated (side-to-side check)



Locking Ring Replacement (if required)

If upon inspection, it is determined that the locking ring is not functioning properly or has become damaged, it must be replaced. If seated, the liner is removed using the Disassembly Device to open the ring, while at the same time using the Liner Extractor to clamp and lift the liner out of the shell.

To remove the old ring, push the ring to the side of the shell and grab the exposed portion on the opposite side of the shell. A firm and steady grip is required. To insert a new ring, first insert the tabs of the ring into the locking ring window. Then, press the ring into place. When properly seated, the ring will first pop into place and then float freely in the shell. Liner assembly can now take place.



Final Reduction

Perform final reduction to assess range of motion, hip stability, and limb length. If “fine tuning” or a different liner style is needed, use the Disassembly Device to remove the liner.



Ordering Information

Trilogy Acetabular Shells

SHELLS are available in 2mm OD increments
6200-SHELL OD-SHELL TYPE

Prod. No.	Description
Spiked	
00-6200-040-23 Through ↓	F/M Acetabular Shell, 40mm OD, Spiked Through ↓
00-6200-070-23	F/M Acetabular Shell, 70mm OD, Spiked
65-6200-040-23 Through ↓	HA/TCP Acetabular Shell, 40mm OD, Spiked Through ↓
65-6200-070-23	HA/TCP Acetabular Shell, 70mm OD, Spiked
Non-Holed	
00-6200-040-21 Through ↓	F/M Acetabular Shell, 40mm OD, Solid Through ↓
00-6200-070-21	F/M Acetabular Shell, 70mm OD, Solid
65-6200-038-21 Through ↓	HA/TCP Acetabular Shell, 38mm OD, Solid Through ↓
65-6200-070-21	HA/TCP Acetabular Shell, 70mm OD, Solid
Cluster-Holed	
00-6200-048-22 Through ↓	F/M Acetabular Shell, 48mm OD, Cluster Through ↓
00-6200-070-22	F/M Acetabular Shell, 70mm OD, Cluster
65-6200-048-22 Through ↓	HA/TCP Acetabular Shell, 48mm OD, Cluster Through ↓
65-6200-070-22	HA/TCP Acetabular Shell, 70mm OD, Cluster
Multi-Holed	
00-6200-036-20 Through ↓	F/M Acetabular Shell, 36mm OD, Multi Through ↓
00-6200-080-20	F/M Acetabular Shell, 80mm OD, Multi
65-6200-036-20 Through ↓	HA/TCP Acetabular Shell, 36mm OD, Multi Through ↓
65-6200-080-20	HA/TCP Acetabular Shell, 80mm OD, Multi
Uni-Holed	
Bone Screws	
SCREWS are available in 5mm LENGTH increments up to 40mm 6250-SIZE-LENGTH	
Cat. No.	Description
00-6250-045-15 Through ↓	Bone Screw, 4.5x15mm, Self-Tapping Through ↓
00-6250-045-40	Bone Screw, 4.5x40mm, Self-Tapping
00-6250-045-50	Bone Screw, 4.5x50mm, Self-Tapping
00-6250-045-60	Bone Screw, 4.5x60mm, Self-Tapping
00-6250-065-15 Through ↓	Bone Screw, 6.5x15mm, Self-Tapping Through ↓
00-6250-065-40	Bone Screw, 6.5x40mm, Self-Tapping
00-6250-065-50	Bone Screw, 6.5x50mm, Self-Tapping
00-6250-065-60	Bone Screw, 6.5x60mm, Self-Tapping
00-6250-065-70	Bone Screw, 6.5x70mm, Self-Tapping
00-6250-065-80	Bone Screw, 6.5x80mm, Self-Tapping

Warning: This device is not approved for screw attachment or fixation to the posterior elements (pedicles) of the cervical, thoracic, or lumbar spine.

Polyethylene Liner Thickness

Shell OD (mm)	Polyethylene Liner					
	22mm	26mm	28mm	32mm	36mm	40mm
36	4.3	N/A	N/A	N/A	N/A	N/A
38	5.3	N/A	N/A	N/A	N/A	N/A
40	6.1	N/A	N/A	N/A	N/A	N/A
42	6.1	5.3	N/A	N/A	N/A	N/A
44	7.1	6.3	5.3	N/A	N/A	N/A
46	8.2	6.3	6.3	N/A	N/A	N/A
48	9.1	7.3	6.3	5.3	N/A	N/A
50	10.1	8.3	7.3	6.3	6.7	N/A
52	10.1	8.3	7.3	6.3	6.7	N/A
54	10.1	8.3	7.3	6.3	6.7	N/A
56	11.3	9.4	8.4	6.4	7.8	N/A
58	12.2	10.4	9.4	7.4	8.8	6.9
60	13.2	11.4	10.4	8.4	9.8	7.9
62	14.2	12.4	11.4	9.4	10.8	8.9
64	15.2	13.4	12.4	10.4	11.8	9.9
66	16.2	14.4	13.4	11.4	12.8	10.9
68	17.2	15.4	14.4	12.4	13.8	11.9
70	18.2	16.4	15.4	13.4	14.8	12.9
72	19.2	17.3	16.3	14.3	15.8	13.8
74	20.3	18.4	17.4	15.4	16.8	14.9
76	21.2	19.3	18.3	16.3	17.8	15.8
78	22.2	20.4	19.4	17.4	18.8	16.9
80	23.2	21.3	20.3	18.3	19.8	17.8

Replacement Liner Locking Rings

Cat. No.	Description
6201-036	Modular Cup Replacement Locking Ring, 36mm
6201-038	Modular Cup Replacement Locking Ring, 38mm
6201-040	Modular Cup Replacement Locking Ring, 40mm
6201-042	Modular Cup Replacement Locking Ring, 42mm
6201-044	Modular Cup Replacement Locking Ring, 44mm
6201-046	Modular Cup Replacement Locking Ring, 46mm
6201-048	Modular Cup Replacement Locking Ring, 48mm
6201-050	Modular Cup Replacement Locking Ring, 50mm
6201-052	Modular Cup Replacement Locking Ring, 52mm
6201-054	Modular Cup Replacement Locking Ring, 54mm
6201-056	Modular Cup Replacement Locking Ring, 56mm
6201-058	Modular Cup Replacement Locking Ring, 58mm
6201-060	Modular Cup Replacement Locking Ring, 60mm
6201-062	Modular Cup Replacement Locking Ring, 62mm
6201-064	Modular Cup Replacement Locking Ring, 64mm
6201-066	Modular Cup Replacement Locking Ring, 66mm
6201-068	Modular Cup Replacement Locking Ring, 68mm
6201-070	Modular Cup Replacement Locking Ring, 70mm
6201-072	Modular Cup Replacement Locking Ring, 72mm
6201-074	Modular Cup Replacement Locking Ring, 74mm
6201-076	Modular Cup Replacement Locking Ring, 76mm
6201-078	Modular Cup Replacement Locking Ring, 78mm
6201-080	Modular Cup Replacement Locking Ring, 80mm

Longevity® Highly Crosslinked Polyethylene Liners

Liners are available in 2mm increments
Shell sizes 50, 52, and 54 use the same size liner.

Cat. No.	Description
Neutral	
00-6305-036-22 Through ↓	Poly Liner, 36mm OD x 22mm ID Through ↓
00-6305-080-22	Poly Liner, 80mm OD x 22mm ID
00-6305-042-26 Through ↓	Poly Liner, 42mm OD x 26mm ID Through ↓
00-6305-080-26	Poly Liner, 80mm OD x 26mm ID
00-6305-044-28 Through ↓	Poly Liner, 44mm OD x 28mm ID Through ↓
00-6305-080-28	Poly Liner, 80mm OD x 28mm ID
00-6305-048-32 Through ↓	Poly Liner, 48mm OD x 32mm ID Through ↓
00-6305-080-32	Poly Liner, 80mm OD x 32mm ID
00-6305-050-36 Through ↓	Poly Liner, 50mm OD x 36mm ID Through ↓
00-6305-080-36	Poly Liner, 80mm OD x 36mm ID
00-6305-058-40 Through ↓	Poly Liner, 58mm OD x 40mm ID Through ↓
00-6305-080-40	Poly Liner, 80mm OD x 40mm ID

Longevity Crosslinked Polyethylene Liners

Liners are available in 2mm increments
Shell sizes 50, 52, and 54 use the same size liner.

Cat. No.	Description
10° Elevated	
00-6310-036-22 Through ↓	10° Elevated Rim Liner, 36mm OD x 22mm ID Through ↓
00-6310-080-22	10° Elevated Rim Liner, 80mm OD x 22mm ID
00-6310-042-26 Through ↓	10° Elevated Rim Liner, 42mm OD x 26mm ID Through ↓
00-6310-080-26	10° Elevated Rim Liner, 80mm OD x 26mm ID
00-6310-044-28 Through ↓	10° Elevated Rim Liner, 44mm OD x 28mm ID Through ↓
00-6310-080-28	10° Elevated Rim Liner, 80mm OD x 28mm ID
00-6310-048-32 Through ↓	10° Elevated Rim Liner, 48mm OD x 32mm ID Through ↓
00-6310-080-32	10° Elevated Rim Liner, 80mm OD x 32mm ID
00-6310-058-36 Through ↓	10° Elevated Rim Liner, 58mm OD x 36mm ID Through ↓
00-6310-080-36	10° Elevated Rim Liner, 80mm OD x 36mm ID
20° Elevated	
00-6320-036-22 Through ↓	20° Elevated Rim Liner, 36mm OD x 22mm ID Through ↓
00-6320-080-22	20° Elevated Rim Liner, 80mm OD x 22mm ID
00-6320-042-26 Through ↓	20° Elevated Rim Liner, 42mm OD x 26mm ID Through ↓
00-6320-080-26	20° Elevated Rim Liner, 80mm OD x 26mm ID

For more information on the *Trilogy Longevity* Constrained Liners and Instrumentation, refer to Surgical Technique, Lit # 97-6334-002-00.

00-6320-044-28	20° Elevated Rim Liner, 44mm OD x 28mm ID
Through ↓	Through ↓
00-6320-080-28	20° Elevated Rim Liner, 80mm OD x 28mm ID
00-6320-048-32	20° Elevated Rim Liner, 48mm OD x 32mm ID
Through ↓	Through ↓
00-6320-080-32	20° Elevated Rim Liner, 80mm OD x 32mm ID

7mm Offset

00-6341-040-22	7mm Offset, 40mm OD x 22mm ID
Through ↓	Through ↓
00-6341-070-22	7mm Offset, 70mm OD x 22mm ID
00-6341-042-26	7mm Offset, 42mm OD x 26mm ID
Through ↓	Through ↓
00-6341-070-26	7mm Offset, 70mm OD x 26mm ID
00-6341-044-28	7mm Offset, 44mm OD x 28mm ID
Through ↓	Through ↓
00-6341-070-28	7mm Offset, 70mm OD x 28mm ID
00-6341-048-32	7mm Offset, 48mm OD x 32mm ID
Through ↓	Through ↓
00-6341-070-32	7mm Offset, 70mm OD x 32mm ID

Standard Polyethylene Liners

Liners are available in 2mm increments
Shell sizes 50, 52, and 54 use the same size liner.

Cat. No.	Description
Neutral	
00-6105-036-22	Poly Liner, 36mm OD x 22mm ID
Through ↓	Through ↓
00-6105-080-22	Poly Liner, 80mm OD x 22mm ID
00-6105-042-26	Poly Liner, 42mm OD x 26mm ID
Through ↓	Through ↓
00-6105-080-26	Poly Liner, 80mm OD x 26mm ID
00-6105-044-28	Poly Liner, 44mm OD x 28mm ID
Through ↓	Through ↓
00-6105-080-28	Poly Liner, 80mm OD x 28mm ID
00-6105-048-32	Poly Liner, 48mm OD x 32mm ID
Through ↓	Through ↓
00-6105-080-32	Poly Liner, 80mm OD x 32mm ID

10° Elevated

00-6110-036-22	10° Elevated Rim Liner, 36mm OD x 22mm ID
Through ↓	Through ↓
00-6110-080-22	10° Elevated Rim Liner, 80mm OD x 22mm ID
00-6110-042-26	10° Elevated Rim Liner, 42mm OD x 26mm ID
Through ↓	Through ↓
00-6110-080-26	10° Elevated Rim Liner, 80mm OD x 26mm ID
00-6110-044-28	10° Elevated Rim Liner, 44mm OD x 28mm ID
Through ↓	Through ↓
00-6110-080-28	10° Elevated Rim Liner, 80mm OD x 28mm ID
00-6110-048-32	10° Elevated Rim Liner, 48mm OD x 32mm ID
Through ↓	Through ↓
00-6110-080-32	10° Elevated Rim Liner, 80mm OD x 32mm ID

20° Elevated

00-6120-036-22	20° Elevated Rim Liner, 36mm OD x 22mm ID
Through ↓	Through ↓
00-6120-080-22	20° Elevated Rim Liner, 80mm OD x 22mm ID
00-6120-042-26	20° Elevated Rim Liner, 42mm OD x 26mm ID
Through ↓	Through ↓
00-6120-080-26	20° Elevated Rim Liner, 80mm OD x 26mm ID
00-6120-044-28	20° Elevated Rim Liner, 44mm OD x 28mm ID
Through ↓	Through ↓
00-6120-080-28	20° Elevated Rim Liner, 80mm OD x 28mm ID
00-6120-048-32	20° Elevated Rim Liner, 48mm OD x 32mm ID
Through ↓	Through ↓
00-6120-080-32	20° Elevated Rim Liner, 80mm OD x 32mm ID

Standard Polyethylene Liners

Liners are available in 2mm increments
Shell sizes 50, 52, and 54 use the same size liner.

Cat. No.	Description
7mm Offset	
00-6141-040-22	7mm Offset, 40mm OD x 22mm ID
Through ↓	Through ↓
00-6141-070-22	7mm Offset, 70mm OD x 22mm ID
00-6141-042-26	7mm Offset, 42mm OD x 26mm ID
Through ↓	Through ↓
00-6141-070-26	7mm Offset, 70mm OD x 26mm ID
00-6141-044-28	7mm Offset, 44mm OD x 28mm ID
Through ↓	Through ↓
00-6141-070-28	7mm Offset, 70mm OD x 28mm ID
00-6141-048-32	7mm Offset, 48mm OD x 32mm ID
Through ↓	Through ↓
00-6141-070-32	7mm Offset, 70mm OD x 32mm ID

Eccentric

00-6151-000-28	Eccentric Liner Set (Includes all 28mm ID liners listed below)
00-6151-064-28	Eccentric Liner, 64mm OD x 28mm ID
Through ↓	Through ↓
00-6151-080-28	Eccentric Liner, 80mm OD x 28mm ID
00-6151-000-32	Eccentric Liner Set (Includes all 32mm ID liners listed below)
00-6151-064-32	Eccentric Liner, 64mm OD x 32mm ID
Through ↓	Through ↓
00-6151-080-32	Eccentric Liner, 80mm OD x 32mm ID

Oblique

00-6152-000-01	Oblique Liner Set (Includes all 22mm liners listed below)
00-6152-038-22	Oblique Liner, 38mm OD x 22mm ID
Through ↓	Through ↓
00-6152-048-22	Oblique Liner, 48mm OD x 22mm ID
00-6152-000-02	Oblique Liner Set (Includes all 28mm liners listed below)

00-6152-050-28	Oblique Liner, 50mm OD x 28mm ID
Through ↓	Through ↓
00-6152-062-28	Oblique Liner, 62mm OD x 28mm ID
00-6152-000-03	Oblique Liner Set (Includes all 32mm liners listed below)
00-6152-056-32	Oblique Liner, 56mm OD x 32mm ID
Through ↓	Through ↓
00-6152-062-32	Oblique Liner, 62mm OD x 32mm ID

Trilogy Longevity Constrained Liners
(Includes Constraining Ring)

Cat. No.	Description
00-6334-050-28	<i>Trilogy Longevity</i> Constrained Liner 50/52/54mm OD x 28mm ID
00-6334-056-32	<i>Trilogy Longevity</i> Constrained Liner 56mm OD x 32mm ID
00-6334-058-32	<i>Trilogy Longevity</i> Constrained Liner 58mm OD x 32mm ID
00-6334-060-36	<i>Trilogy Longevity</i> Constrained Liner 60mm OD x 36mm ID
00-6334-062-36	<i>Trilogy Longevity</i> Constrained Liner 62mm OD x 36mm ID
00-6334-064-36	<i>Trilogy Longevity</i> Constrained Liner 64mm OD x 36mm ID
00-6334-066-36	<i>Trilogy Longevity</i> Constrained Liner 66mm OD x 36mm ID
00-6334-068-36	<i>Trilogy Longevity</i> Constrained Liner 68mm OD x 36mm ID
00-6334-070-36	<i>Trilogy Longevity</i> Constrained Liner 70mm OD x 36mm ID
00-6334-072-36	<i>Trilogy Longevity</i> Constrained Liner 72mm OD x 36mm ID
00-6334-074-36	<i>Trilogy Longevity</i> Constrained Liner 74mm OD x 36mm ID
00-6334-076-36	<i>Trilogy Longevity</i> Constrained Liner 76mm OD x 36mm ID
00-6334-078-36	<i>Trilogy Longevity</i> Constrained Liner 78mm OD x 36mm ID
00-6334-080-36	<i>Trilogy Longevity</i> Constrained Liner 80mm OD x 36mm ID

Trilogy Longevity Constrained Liner Instruments

Cat. No.	Description
00-6144-000-00	<i>Trilogy Longevity</i> Constrained Liner Instrument Kit (includes one each of the items listed below)
00-6144-095-00	<i>Trilogy Longevity</i> Constrained Liner Instrument Case (includes base, tray, and lid)
00-6144-050-28	<i>Trilogy Longevity</i> Constrained Liner Provisional OD x ID 50, 52, 54 x 28
00-6144-056-32	<i>Trilogy Longevity</i> Constrained Liner Provisional OD x ID 56 x 32
00-6144-058-32	<i>Trilogy Longevity</i> Constrained Liner Provisional OD x ID 58 x 32
00-6144-060-36	<i>Trilogy Longevity</i> Constrained Liner Provisional OD x ID 60 x 36
00-6144-062-36	<i>Trilogy Longevity</i> Constrained Liner Provisional OD x ID 62 x 36
00-6144-064-36	<i>Trilogy Longevity</i> Constrained Liner Provisional OD x ID 64 x 36
00-6144-066-36	<i>Trilogy Longevity</i> Constrained Liner Provisional OD x ID 66 x 36
00-6144-068-36	<i>Trilogy Longevity</i> Constrained Liner Provisional OD x ID 68 x 36
00-6144-070-36	<i>Trilogy Longevity</i> Constrained Liner Provisional OD x ID 70 x 36
9340-00-000	Impactor Handle
00-6144-001-28	Constraining Ring Impactor 28mm
00-6144-001-32	Constraining Ring Impactor 32mm
00-6144-001-36	Constraining Ring Impactor 36mm
00-6144-002-28	Liner Impactor Head 28mm
00-6144-002-32	Liner Impactor Head 32mm
00-6144-002-36	Liner Impactor Head 36mm

Trilogy Longevity Constrained Liner Jumbo Liner Provisionals

Cat. No.	Description
00-6144-000-01	<i>Trilogy Longevity</i> Constrained Liner Jumbo Provisionals Kit (includes one each of the items listed below) (fits within case #00-6144-095-00)
00-6144-072-36	<i>Trilogy Longevity</i> Constrained Liner Provisional OD x ID 72 x 36
00-6144-074-36	<i>Trilogy Longevity</i> Constrained Liner Provisional OD x ID 74 x 36
00-6144-076-36	<i>Trilogy Longevity</i> Constrained Liner Provisional OD x ID 76 x 36
00-6144-078-36	<i>Trilogy Longevity</i> Constrained Liner Provisional OD x ID 78 x 36
00-6144-080-36	<i>Trilogy Longevity</i> Constrained Liner Provisional OD x ID 80 x 36

Trilogy Bone Screws

Cat. No.	Description
00-6250-045-15	Bone Screw 4.5mm x 15mm, Self-Tap
00-6250-045-20	Bone Screw 4.5mm x 20mm, Self-Tap
00-6250-045-25	Bone Screw 4.5mm x 25mm, Self-Tap
00-6250-045-30	Bone Screw 4.5mm x 30mm, Self-Tap
00-6250-045-35	Bone Screw 4.5mm x 35mm, Self-Tap
00-6250-045-40	Bone Screw 4.5mm x 40mm, Self-Tap
00-6250-045-50	Bone Screw 4.5mm x 50mm, Self-Tap
00-6250-045-60	Bone Screw 4.5mm x 60mm, Self-Tap
00-6250-065-15	Bone Screw 6.5mm x 15mm, Self-Tap
00-6250-065-20	Bone Screw 6.5mm x 20mm, Self-Tap
00-6250-065-25	Bone Screw 6.5mm x 25mm, Self-Tap
00-6250-065-30	Bone Screw 6.5mm x 30mm, Self-Tap
00-6250-065-35	Bone Screw 6.5mm x 35mm, Self-Tap
00-6250-065-40	Bone Screw 6.5mm x 40mm, Self-Tap
00-6250-065-50	Bone Screw 6.5mm x 50mm, Self-Tap
00-6250-065-60	Bone Screw 6.5mm x 60mm, Self-Tap

Warning: This device is not approved for screw attachment or fixation to the posterior elements (pedicles) of the cervical, thoracic, or lumbar spine.

Trilogy Holed Instruments

Cat. No.	Description
00-6260-099-02	<i>Trilogy</i> Holed Instrument Set (Set includes one each of the items listed below)
00-6260-085-01	Instrument Case (includes base and lid)
00-6260-002-00	Flex Shaft with Modular Connector
00-6260-003-01	Drill Bit, 15mm
00-6260-003-02	Drill Bit, 30mm
00-6260-003-03	Drill Bit, 45mm
00-6260-006-00	Drill Guide
00-6260-007-01	Tap, 4.5mm
00-6260-007-02	Tap, 6.5mm
00-6260-008-01	Tap Guide, 4.5mm
006260-008-02	Tap Guide, 6.5mm
00-6260-10-00	Tap Handle
00-6260-013-00	Screw Holding Forceps, 15°
00-6260-014-00	Screw Holding Forceps, 45°
006260-024-00	Straight Screwdriver
00-6260-025-00	Universal Screwdriver
00-6260-026-00	Modular Universal Handle
00-6611-098-00	Depth Gauge
00-4215-200-00	Screwdriver Torque Limiter (ordered separately, not in kit)

Liner Removal Instruments

(Included in *Trilogy Non-Holed Instrument Set, 00-6260-099-01*)

Cat. No.	Description
00-6260-030-01	Disassembly Device
00-6260-035-01	Liner Extractor
00-6260-040-00	Liner Elevator

Liner Provisionals

Liner Provisionals are available in 2mm increments. Shell sizes 50, 52, and 54 use the same size provisional liner. Locking Screws are ordered separately.

Polar Screws (Optional)

Cat. No.	Description
00-6270-099-10	Polar Screw Set (Includes seven each of item below)
00-6270-001-00	Polar Screw

Liner Provisionals 22mm

Cat. No.	Description
00-6270-099-22	Neutral Provisional Liner Set - 22mm (Includes one each of items below)
00-6270-040-22	Neutral Provisional Liner, 22mm Through ↓
00-6270-070-22	Neutral Provisional Liner, 22mm
00-6271-099-22	10° Elev. Provisional Liner Set - 22mm (Includes one each of items below)
00-6271-040-22	10° Elev. Provisional Liner, 22mm Through ↓
00-6271-070-22	10° Elev. Provisional Liner, 22mm
00-6272-099-22	20° Elev. Provisional Liner Set - 22mm (Includes one each of items below)
00-6272-040-22	20° Elev. Provisional Liner, 22mm Through ↓
00-6272-070-22	20° Elev. Provisional Liner, 22mm
00-6270-199-22	Neutral Jumbo Provisional Liner Set - 22mm (Includes one each of items below)
00-6270-072-22	Neutral Jumbo Provisional Liner, 22mm Through ↓
00-6270-080-22	Neutral Jumbo Provisional Liner, 22mm
00-6271-199-22	10° Elev. Jumbo Provisional Liner Set - 22mm (Includes one each of items below)
00-6271-072-22	10° Elev. Jumbo Provisional Liner, 22mm Through ↓
00-6271-080-22	10° Jumbo Provisional Liner, 22mm
00-6272-199-22	20° Elev. Jumbo Provisional Liner Set - 22mm (Includes one each of items below)
00-6272-072-22	20° Elev. Provisional Liner, 22mm Through ↓
00-6272-080-22	20° Elev. Provisional Liner, 22mm

Liner Provisionals 26mm

Cat. No.	Description
00-6270-099-26	Neutral Provisional Liner Set - 26mm (Includes one each of items below)
00-6270-042-26	Neutral Provisional Liner, 26mm
Through ↓	Through ↓
00-6270-070-26	Neutral Provisional Liner, 26mm
00-6271-099-26	10° Elev. Provisional Liner Set - 26mm (Includes one each of items below)
00-6271-042-26	10° Elev. Provisional Liner, 26mm
Through ↓	Through ↓
00-6271-070-26	10° Elev. Provisional Liner, 26mm
00-6272-099-26	20° Elev. Provisional Liner Set - 26mm (Includes one each of items below)
00-6272-042-26	20° Elev. Provisional Liner, 26mm
Through ↓	Through ↓
00-6272-070-26	20° Elev. Provisional Liner, 26mm
00-6270-199-26	Neutral Jumbo Provisional Liner Set - 26mm (Includes one each of items below)
00-6270-072-26	Neutral Jumbo Provisional Liner, 26mm
Through ↓	Through ↓
00-6270-080-26	Neutral Jumbo Provisional Liner, 26mm
00-6271-199-26	10° Elev. Jumbo Provisional Liner Set - 26mm (Includes one each of items below)
00-6271-072-26	10° Elev. Jumbo Provisional Liner, 26mm
Through ↓	Through ↓
00-6271-080-26	10° Elev. Jumbo Provisional Liner, 26mm
00-6272-199-26	20° Elev. Jumbo Provisional Liner Set - 26mm (Includes one each of items below)
00-6272-072-26	20° Elev. Jumbo Provisional Liner, 26mm
Through ↓	Through ↓
00-6272-080-26	20° Elev. Jumbo Provisional Liner, 26mm

Liner Provisionals 28mm

Cat. No.	Description
00-6270-099-28	Neutral Provisional Liner Set - 28mm (Includes one each of items below)
00-6270-044-28	Neutral Provisional Liner, 28mm
Through ↓	Through ↓
00-6270-070-28	Neutral Provisional Liner, 28mm
00-6271-099-28	10° Elev. Provisional Liner Set - 28mm (Includes one each of items below)
00-6271-044-28	10° Elev. Provisional Liner, 28mm
Through ↓	Through ↓
00-6271-070-28	10° Elev. Provisional Liner, 28mm
00-6272-099-28	20° Elev. Provisional Liner Set - 28mm (Includes one each of items below)
00-6272-044-28	20° Elev. Provisional Liner, 28mm
Through ↓	Through ↓
00-6272-070-28	20° Elev. Provisional Liner, 28mm
00-6270-199-28	Neutral Jumbo Provisional Liner Set - 28mm (Includes one each of items below)
00-6270-072-28	Neutral Jumbo Provisional Liner, 28mm
Through ↓	Through ↓
00-6270-080-28	Neutral Jumbo Provisional Liner, 28mm

Liner Provisionals 28mm (cont.)

Cat. No.	Description
00-6271-199-28	10° Elev. Jumbo Provisional Liner Set - 28mm (Includes one each of items below)
00-6271-072-28	10° Elev. Jumbo Provisional Liner, 28mm
Through ↓	Through ↓
00-6271-080-28	10° Elev. Jumbo Provisional Liner, 28mm
00-6272-199-28	20° Elev. Jumbo Provisional Liner Set - 28mm (Includes one each of items below)
00-6272-072-28	20° Elev. Jumbo Provisional Liner, 28mm
Through ↓	Through ↓
00-6272-080-28	20° Elev. Jumbo Provisional Liner, 28mm

Liner Provisionals 32mm

Cat. No.	Description
00-6270-099-32	Neutral Provisional Liner Set - 32mm (Includes one each of items below)
00-6270-048-32	Neutral Provisional Liner, 32mm
Through ↓	Through ↓
00-6270-070-32	Neutral Provisional Liner, 32mm
00-6271-099-32	10° Elev. Provisional Liner Set - 32mm (Includes one each of items below)
00-6271-048-32	10° Elev. Provisional Liner, 32mm
Through ↓	Through ↓
00-6271-070-32	10° Elev. Provisional Liner, 32mm
00-6272-099-32	20° Provisional Liner Set - 32mm (Includes one each of items below)
00-6272-048-32	20° Elev. Provisional Liner, 32mm
Through ↓	Through ↓
00-6272-070-32	20° Elev. Provisional Liner, 32mm
00-6270-199-32	Neutral Jumbo Provisional Liner Set - 32mm (Includes one each of items below)
00-6270-072-32	Neutral Jumbo Provisional Liner, 32mm
Through ↓	Through ↓
00-6270-080-32	Neutral Jumbo Provisional Liner, 32mm
00-6271-199-32	10° Elev. Jumbo Provisional Liner Set - 32mm (Includes one each of items below)
00-6271-072-32	10° Elev. Jumbo Provisional Liner, 32mm
Through ↓	Through ↓
00-6271-080-32	10° Elev. Jumbo Provisional Liner, 32mm
00-6272-199-32	20° Elev. Jumbo Provisional Liner Set - 32mm (Includes one each of items below)
00-6272-072-32	20° Elev. Jumbo Provisional Liner, 32mm
Through ↓	Through ↓
00-6272-080-32	20° Elev. Jumbo Provisional Liner, 32mm

Liner Provisionals/Instruments 36mm

Cat. No.	Description
00-6270-099-36	Neutral Provisional Liner Set - 36mm (Includes one each of items below)
00-6261-090-00	Case (Includes Base and Lid)
00-6270-050-36	Neutral Provisional Liner, 36mm
Through ↓	Through ↓
00-6270-080-36	Neutral Provisional Liner, 36mm
00-7695-036-01	6° Femoral Head Provisional
Through ↓	Through ↓
00-7695-036-05	6° Femoral Head Provisional
00-7895-036-01	12/14 Femoral Head Provisional
Through ↓	Through ↓
00-7895-036-05	12/14 Femoral Head Provisional
00-6260-017-36	Liner Inserter
00-6271-099-36	10° Elev. Provisional Liner Set - 36mm (Includes one each of items below)
00-6261-090-00	Case (Includes Base and Lid)
00-6271-058-36	10° Elev. Provisional Liner, 36mm
Through ↓	Through ↓
00-6271-080-36	10° Elev. Provisional Liner, 36mm
00-7695-036-01	6° Femoral Head Provisional
Through ↓	Through ↓
00-7695-036-05	6° Femoral Head Provisional
00-7895-036-01	12/14 Femoral Head Provisional
Through ↓	Through ↓
00-7895-036-05	12/14 Femoral Head Provisional
00-6260-017-36	Liner Inserter

Liner Provisionals/Instruments 40mm

Cat. No.	Description
00-6270-099-40	Neutral Instrument Set - 40mm (Includes one each of items below)
00-6270-002-00	Case (Includes Base and Lid)
00-6270-058-40	Neutral Provisional Liner, 40mm
Through ↓	Through ↓
00-6270-080-40	Neutral Provisional Liner, 40mm
00-7895-040-01	12/14 Femoral Head Provisional
Through ↓	Through ↓
00-7895-040-05	12/14 Femoral Head Provisional
00-6260-017-40	Liner Inserter

Liner Provisionals 7mm Offset

Cat. No.	Description
00-6275-099-22	7mm Offset Provisional Liner Set - 22mm (Includes one each of items below)
00-6275-040-22	7mm Offset Provisional Liner, 22mm
Through ↓	Through ↓
00-6275-070-22	7mm Offset Provisional Liner, 22mm
00-6275-099-26	7mm Offset Provisional Liner Set - 26mm (Includes one each of items below)
00-6275-042-26	7mm Offset Provisional Liner, 26mm
Through ↓	Through ↓
00-6275-070-26	7mm Offset Provisional Liner, 26mm
00-6275-099-28	7mm Offset Provisional Liner Set - 28mm (Includes one each of items below)
00-6275-044-28	7mm Offset Provisional Liner, 28mm
Through ↓	Through ↓
00-6275-070-28	7mm Offset Provisional Liner, 28mm
00-6275-099-32	7mm Offset Provisional Liner Set - 32mm (Includes one each of items below)
00-6275-048-32	7mm Offset Provisional Liner, 32mm
Through ↓	Through ↓
00-6275-070-32	7mm Offset Provisional Liner, 32mm

Liner Provisionals - Eccentric

Cat. No.	Description
00-6171-099-28	Eccentric Provisional Liner Set - 28mm (Includes one each of items below)
00-6171-064-28	Eccentric Provisional Liner, 28mm
Through ↓	Through ↓
00-6161-080-28	Eccentric Provisional Liner, 28mm
00-6171-099-32	Eccentric Provisional Liner Set - 32mm (Includes one each of items below)
00-6171-064-32	Eccentric Provisional Liner, 32mm
Through ↓	Through ↓
00-6171-080-32	Eccentric Provisional Liner, 32mm
00-6260-019-00	Eccentric Liner Inserter Handle
00-6260-019-28	Eccentric Liner Inserter Head, 28mm
00-6260-019-32	Eccentric Liner Inserter Head, 32mm

Liner Provisionals - Oblique

Cat. No.	Description
00-6172-099-22	Oblique Provisional Liner Set - 22mm (Includes one each of items below)
00-6172-038-22	Oblique Provisional Liner, 22mm
Through ↓	Through ↓
00-6162-048-22	Oblique Provisional Liner, 22mm
00-6172-099-28	Oblique Provisional Liner Set - 28mm (Includes one each of items below)
00-6172-050-28	Oblique Provisional Liner, 28mm
Through ↓	Through ↓
00-6172-062-28	Oblique Provisional Liner, 28mm
00-6172-099-32	Oblique Provisional Liner Set - 32mm (Includes one each of items below)
00-6172-056-32	Oblique Provisional Liner, 32mm
Through ↓	Through ↓
00-6172-062-32	Oblique Provisional Liner, 32mm

Liner Removal Instruments

(Included in *Trilogy* Non-Holed Instrument Set, 00-6260-099-01)

Cat. No.	Description
00-6260-030-01	Disassembly Device
00-6260-035-01	Liner Extractor
00-6260-040-00	Liner Elevator

Modular Acetabular Instrument Set

Cat. No.	Description
00-6270-099-01	Instrument Set (Includes one each of items below)
00-6275-010-00	Case (Includes Base and Lid)
00-6260-030-01	Disassembly Device
00-6260-035-01	Liner Extractor
00-6260-040-00	Liner Elevator
00-6260-018-00	Cup Positioner
00-6260-047-00	Gunsight Alignment Guide
00-5785-079-00	Tibial Alignment Rod
00-6260-002-00	Flex Shaft w/Modular Connector
00-6260-003-01	Drill Bit, 15mm
00-6260-003-02	Drill Bit, 30mm
00-6260-003-03	Drill Bit, 45mm
00-6260-006-00	Drill Guide
00-6260-007-01	Tap, 4.5mm
00-6260-007-02	Tap, 6.5mm
00-6260-008-01	Tap Guide, 4.5mm
00-6260-008-02	Tap Guide, 6.5mm
00-6260-010-00	Tap Handle
00-6260-013-00	Screw Holding Forceps, 15°
00-6260-014-00	Screw Holding Forceps, 45°
00-6260-024-00	Straight Screwdriver
00-6260-025-00	Universal Screwdriver
00-6260-026-00	Modular Universal Handle
00-6611-098-00	Depth Gauge
00-4215-200-00	Torque Limiter

Optional/Additional Instruments

Cat. No.	Description
00-6260-046-00	A-Frame Alignment Guide
00-6611-003-01	Drill Bit, Short-Flexible (HGP II)
00-6611-003-02	Drill Bit, Medium-Flexible (HGP II)
00-6611-003-03	Drill Bit, Long-Flexible (HGP II)
00-6260-015-11	Replaceable Poly Cap (6 ea.)
00-6260-015-12	Replaceable Metal Cap (1 ea.)
00-6260-016-22	Liner Inserter (Vacuum)
00-6260-016-26	Liner Inserter (Vacuum)
00-6260-016-28	Liner Inserter (Vacuum)
00-6260-016-32	Liner Inserter (Vacuum)
00-6260-017-22	Liner Inserter (Mechanical)
00-6260-017-26	Liner Inserter (Mechanical)
00-6260-017-28	Liner Inserter (Mechanical)
00-6260-017-32	Liner Inserter (Mechanical)
00-6260-017-36	Liner Inserter (Mechanical)
00-6260-017-40	Liner Inserter (Mechanical)
00-6611-010-00	HGP II Cup Pusher
00-6275-019-00	Rim Impactor Tray
00-6275-025-00	Jumbo Provisional Half Case

Acetabular Reamers

Cat. No.	Description
00-1206-090-01	Acetabular Reamer System Standard Kit (36 - 70mm)
00-1206-090-02	Acetabular Reamer System Jumbo Kit (71 - 80mm)

Rim Impactors

Available in 4mm increments.

Cat. No.	Description
00-6270-099-09	Rim Impactor Set (Includes one each of items below)
00-6270-020-00	Case (Includes Base and Lid)
00-6270-038-00	Rim Impactor, 38/40mm
Through ↓	Through ↓
00-6270-078-00	Rim Impactor, 78/80mm

Shell Provisionals

Cat. No.	Description
00-6270-099-02	Shell Provisional Set (Includes one each of items below)
00-6275-015-00	Case (Includes Base and Lid)
00-6242-040-00	Shell Provisional, 40mm
Through ↓	Through ↓
00-6242-070-00	Shell Provisional, 70mm
00-6270-199-02	Jumbo Shell Provisional Set (Includes one each of items below)
00-6275-018-00	Tray
00-6242-072-00	Shell Provisional, 72mm
Through ↓	Through ↓
00-6242-080-00	Shell Provisional, 80mm

Please refer to package insert for complete product information, including contraindications, warnings, precautions, and adverse effects.

Contact your Zimmer Representative or visit us at www.zimmer.com



+H124976200102001/\$100218R5C10E